









































































## 2015 ITU World Triathlon Grand Final Chicago : Sep 19 2015 : 30-34 Male AG : Results

Pos	First Name	Last Name	Country		Time	Swim	T1	Bike	T2	Run
1	Adam	Webber	USA		01:56:47	00:18:26	00:02:53	00:53:26	00:02:10	00:39:54
2	Brett	Collins	USA		01:57:25	00:20:44	00:03:17	00:54:03	00:02:19	00:37:03
3	Robert	Johnson	CAN		01:57:28	00:20:57	00:03:11	00:53:15	00:02:14	00:37:52
4	James	Travers	GBR		01:57:36	00:20:52	00:02:58	00:52:07	00:02:39	00:39:01
5	Michael	Phinney	USA		01:57:47	00:20:02	00:02:59	00:54:38	00:02:02	00:38:08
6	Kyle	Visin	USA		01:58:59	00:20:03	00:03:05	00:55:08	00:02:22	00:38:23
7	Roberto	Calderon	MEX		01:59:19	00:23:28	00:02:37	00:54:23	00:01:55	00:36:58
8	Paul	Ryman	GBR		01:59:29	00:21:52	00:02:59	00:52:48	00:02:14	00:39:38
9	Bennett	Isabella	USA		01:59:44	00:23:38	00:03:11	00:53:33	00:02:14	00:37:11
10	Benjamin	Terry	GBR		02:00:26	00:20:38	00:03:11	00:55:04	00:02:06	00:39:28
11	Josh	Eaton	USA		02:00:39	00:21:00	00:03:10	00:54:49	00:02:15	00:39:27
12	Kevin	Nickel	USA		02:01:18	00:23:13	00:03:08	00:52:35	00:02:32	00:39:53
13	Michael	Welch	USA		02:02:03	00:23:17	00:02:59	00:53:19	00:02:25	00:40:04
14	Cormac	McGarry	IRL		02:02:12	00:23:27	00:03:01	00:54:14	00:02:08	00:39:24
15	Guilherme	Gil	BRA		02:02:18	00:22:40	00:03:03	00:54:46	00:02:07	00:39:44
16	Stephan	Verdeyen	USA		02:02:52	00:21:30	00:03:14	00:56:00	00:02:15	00:39:55
17	Richard	Peel	GBR		02:02:55	00:23:43	00:03:18	00:53:19	00:02:20	00:40:17
18	Victor	Echeveste	MEX		02:04:08	00:20:45	00:03:23	01:00:21	00:02:05	00:37:37
19	Taylor	Rogers	USA		02:04:09	00:24:18	00:03:09	00:55:22	00:02:22	00:39:01
20	Olmo David	Lopez Hernandez	MEX		02:04:18	00:20:05	00:03:14	00:57:27	00:02:26	00:41:08
21	Johnny	Boylan	IRL		02:04:21	00:24:22	00:03:10	00:55:48	00:02:12	00:38:51
22	Andrew	Kalley	USA		02:04:21	00:24:17	00:02:54	00:54:25	00:02:18	00:40:30
23	Phil	Paterson	GBR		02:04:44	00:22:35	00:03:26	00:54:27	00:02:19	00:41:59
24	Gabriel	Nogueira	BRA		02:04:54	00:23:13	00:03:23	00:56:28	00:02:13	00:39:38
25	Alan	O'Brien	IRL		02:05:20	00:23:18	00:03:11	00:54:40	00:02:16	00:41:56
26	Stephen	Menzies	AUS		02:05:20	00:22:22	00:03:14	00:55:47	00:02:20	00:41:40
27	Wesley	Johnson	USA		02:05:22	00:18:35	00:03:48	00:56:53	00:02:36	00:43:32
28	Benjamin	Gonzalez	MEX		02:05:32	00:21:31	00:03:00	00:58:38	00:02:15	00:40:10
29	Wataru	Kubo	JPN		02:05:42	00:23:49	00:03:12	00:57:35	00:02:09	00:39:00
30	Andres	Fonseca Chour	GUA		02:05:54	00:21:30	00:03:19	00:56:54	00:02:43	00:41:29

31	Martin	Gore	GBR		02:06:02	00:22:19	00:03:23	00:57:19	00:02:20	00:40:42
32	James	Haigh	GBR		02:06:10	00:21:41	00:03:05	00:57:25	00:02:19	00:41:43
33	Jaime Eduardo	Valdes	MEX		02:06:32	00:23:56	00:03:21	00:56:18	00:02:17	00:40:42
34	Michael	Vanacora	USA		02:06:33	00:21:35	00:03:47	00:58:03	00:02:37	00:40:33
35	Aaron	Austin	USA		02:06:53	00:22:09	00:03:19	00:58:06	00:02:18	00:41:03
36	Johannes Jacobus	Olivier	GBR		02:06:59	00:26:47	00:03:11	00:54:11	00:02:30	00:40:23
37	Paul	Edmonds	GBR		02:07:05	00:23:20	00:03:14	00:55:44	00:02:29	00:42:20
38	Brochan	Watts	GBR		02:07:26	00:23:25	00:03:41	00:56:06	00:02:20	00:41:56
39	Vanrisch	McClean	GBR		02:07:27	00:28:31	00:02:59	00:54:43	00:02:16	00:39:01
40	Jordan	Ross	GBR		02:07:48	00:24:15	00:04:22	00:54:53	00:02:32	00:41:47
41	Ben	Reynolds	USA		02:07:48	00:20:55	00:03:32	00:58:09	00:02:18	00:42:57
42	Pablo Gibrán	Gamboa	MEX		02:08:03	00:25:19	00:03:16	00:55:53	00:02:20	00:41:18
43	Seiji	Kurauchi	JPN		02:08:27	00:22:14	00:03:27	00:58:31	00:02:30	00:41:47
44	Erick	Jandette Guerrero	MEX		02:08:41	00:23:34	00:03:04	00:59:05	00:02:11	00:40:49
45	Liam	Luke	GBR		02:08:57	00:23:25	00:03:24	00:59:15	00:02:27	00:40:28
46	Juan Enrique	Granados	MEX		02:09:17	00:26:09	00:03:15	00:56:02	00:02:28	00:41:25
47	Will	Poole	GBR		02:09:38	00:23:51	00:02:58	00:57:06	00:03:42	00:42:03
48	Brandon	Ordway	USA		02:09:48	00:24:48	00:03:42	00:58:48	00:03:00	00:39:31
49	Naoki	Machida	JPN		02:10:30	00:25:35	00:03:47	00:57:04	00:02:28	00:41:39
50	Simon	Needle	GBR		02:10:42	00:23:49	00:03:11	00:57:37	00:02:23	00:43:45
51	Shunsuke	Yamanaka	JPN		02:10:54	00:24:03	00:03:21	00:55:30	00:02:45	00:45:17
52	Diego	Solis	MEX		02:11:02	00:21:18	00:03:22	01:00:19	00:02:36	00:43:29
53	Steven	Beaney	GBR		02:11:13	00:24:06	00:03:20	00:58:23	00:02:19	00:43:08
54	Will	Geiger	USA		02:11:19	00:23:37	00:03:47	00:58:38	00:02:40	00:42:38
55	Nick	Tory	CAN		02:11:40	00:25:12	00:03:55	00:59:33	00:02:53	00:40:08
56	Roberto	Marin Banda	MEX		02:11:44	00:22:18	00:03:19	01:00:32	00:02:14	00:43:24
57	Andrew	Slot	AUS		02:11:51	00:22:49	00:04:06	00:59:29	00:02:29	00:43:00
58	Robert	Pearse	RSA		02:11:51	00:24:41	00:03:31	00:57:53	00:02:30	00:43:19
59	Tarek	Mouganie	GHA		02:11:54	00:22:48	00:03:40	01:00:48	00:02:17	00:42:24
60	Tim	Glinski	USA		02:11:57	00:22:32	00:03:49	00:58:32	00:02:43	00:44:23
61	Josh	Dew	AUS		02:12:07	00:20:00	00:03:07	00:56:33	00:02:35	00:49:53
62	Barry	Mccarron	IRL		02:12:16	00:27:47	00:03:30	00:57:42	00:02:15	00:41:04
63	Francois	Coetzer	CAN		02:12:46	00:22:20	00:03:59	00:56:37	00:02:38	00:47:14
64	Patrick	Dall	AUS		02:12:49	00:25:57	00:03:16	00:56:19	00:02:42	00:44:37
65	Tim	George	GBR		02:13:06	00:26:14	00:03:14	00:56:48	00:02:37	00:44:14
66	Brent	Sweeney	AUS		02:13:20	00:25:00	00:03:32	00:55:52	00:02:38	00:46:21
67	Richard	Brookmyre	GBR		02:13:24	00:24:41	00:03:29	00:57:45	00:02:29	00:45:02
68	Jose Rodolfo	Rivas Gutierrez	GUA		02:13:46	00:26:30	00:03:53	00:59:49	00:02:40	00:40:56
69	Ryan	Austin	USA		02:13:49	00:25:22	00:03:30	01:00:19	00:02:46	00:41:54

70	Arnaud	Mugnier	MEX		02:13:54	00:28:40	00:03:19	00:58:23	00:02:22	00:41:12
71	Israel	De La Cruz	MEX		02:14:27	00:24:00	00:04:17	01:03:41	00:02:30	00:40:01
72	Fabien	Hugue	CAN		02:14:29	00:23:51	00:03:24	01:00:51	00:02:20	00:44:05
73	Demian	Olvera	MEX		02:14:38	00:27:37	00:03:39	00:59:06	00:02:26	00:41:53
74	Diego	Castañeda Cooper	MEX		02:15:35	00:20:50	00:04:04	00:59:50	00:02:35	00:48:18
75	Hamish	Collie	NZL		02:15:57	00:25:26	00:03:46	00:57:03	00:03:06	00:46:38
76	Randy	Soler	PUR		02:15:58	00:22:16	00:03:49	00:58:55	00:02:34	00:48:26
77	Marek	Reid	AUS		02:16:39	00:26:50	00:03:25	00:59:23	00:02:46	00:44:17
78	Yuhei	Fukuda	JPN		02:16:51	00:23:40	00:04:47	01:00:56	00:02:57	00:44:33
79	Eamon	Marron	IRL		02:16:58	00:26:34	00:03:31	00:59:24	00:02:52	00:44:40
80	Robert	Hardy	CAN		02:17:26	00:24:24	00:03:22	00:56:38	00:02:57	00:50:08
81	Chris	Hislop	AUS		02:17:32	00:27:42	00:03:44	00:59:15	00:02:23	00:44:30
82	Davis	Sojo	CRC		02:17:43	00:27:49	00:04:45	00:58:51	00:03:06	00:43:13
83	Richard	Goodman	AUS		02:18:15	00:24:42	00:04:03	00:57:42	00:02:58	00:48:52
84	Kris	Whitelaw	GBR		02:18:59	00:26:49	00:03:51	00:54:46	00:02:47	00:50:48
85	Eligio	Valerio Muñoz	MEX		02:19:58	00:25:39	00:03:52	01:02:42	00:02:35	00:45:13
86	Christopher	Lopez Fong	MEX		02:23:40	00:33:10	00:03:50	00:59:58	00:02:53	00:43:50
87	François	Lalonde	CAN		02:25:52	00:26:34	00:03:59	01:04:14	00:02:45	00:48:22
88	Ahmed	Elnoshokaty	EGY		02:26:50	00:27:41	00:05:20	01:04:35	00:04:05	00:45:11
89	Sylvain	Sheehy	CAN		02:32:38	00:35:38	00:03:52	01:02:48	00:02:42	00:47:39
90	Galileo	Gonzalez	PAN		02:32:43	00:26:47	00:04:21	01:04:56	00:03:24	00:53:17
91	Dean	Garrett	AUS		02:34:08	00:29:11	00:04:14	01:07:40	00:04:03	00:49:02
92	Ivan	Kagoro	CAN		02:35:50	00:28:02	00:03:30	01:11:22	00:03:08	00:49:51
93	Rodrigo	Gomez Cuentas	MEX		02:36:22	00:26:30	00:03:35	01:05:56	00:03:12	00:57:11
94	Alexis	Rios	PUR		02:37:45	00:27:03	00:04:29	01:07:15	00:03:25	00:55:34
95	Chad	Willis	CAN		02:38:35	00:30:03	00:04:53	01:06:54	00:04:53	00:51:55
96	Thomas	Vandehey li	ISV		02:38:43	00:34:02	00:04:15	01:05:11	00:02:58	00:52:20
97	Carlos	Lopez	MEX		02:46:28	00:28:10	00:03:49	01:28:23	00:03:45	00:42:23
DNF	Troy	Puddington	CAN		DNF	00:22:10	00:04:36	00:54:25	00:00:00	00:00:00
DSQ	Kane	Finch	AUS		DSQ	00:23:31	00:03:45	01:01:52	00:02:35	00:31:56
DSQ	Jose Angel	Paredes	MEX		DSQ	00:26:37	00:03:14	01:02:33	00:02:27	00:35:09
DSQ	Andrew	Rice	NZL		DSQ	00:26:18	00:04:05	01:00:43	00:02:31	00:19:27

*Distances: Swim: 1500 m (1 lap); Bike 37 km (2 laps) ; Run 10 km (3,5 laps)*

*Water Temperature 16.7 °C Air temperature 14.0°C. Wetsuit Swim*

*Technical Delegates: Leslie Buchanan/CAN and Thanos Nikopoulos/GRE.*

*Race Referees: Juliet Fahey/NZL and Jorge Garcia/ESP*

*Competition Jury: Leslie Buchanan/CAN; Rob Urbach/USA; Kris Gemmill/NZL*